

**Dr. Mark & Vanessa
Christenson Garden**

4942 Eagle View Court, Fruitland

The goal of the Christenson garden is simple: be water wise. To achieve this goal the use of more xeric plants is crucial, as well as irrigation methods that avoid water waste. The flowerbeds are a cottage style with lavender, daylily, sedum, and other drought-tolerant plants; even roses can fit into this more xeric style if managed properly. The lawn area is smaller in comparison to the hardscaping and flowerbeds, and is a low-water variety. The Christensons started their garden from scratch 8 years ago, and because they are doing most of the work themselves, a portion of the yard remains to be developed. However, there is a long-term plan for continuing beyond the currently developed areas with a natuescaped yard of native, low-maintenance, and drought-tolerant trees and plants.

**Jeff & Lucinda Hyatt -
Potted Porch**

4255 Highway 95, Parma

We are a working family farm. From February to October we plant and care for flowers, sweet corn, tomatoes, peppers and pumpkins but mostly flowers for me! My husband is a row crop farmer as well, growing and caring for wheat, corn, alfalfa and beans. We bought this farm in 2011 after leasing it for many years. It was owned by the Mell's. There was an old dairy barn built by his granddad that was falling apart. I didn't want to tear it down, and saw potential and history in its bones. We fixed it up and started selling vintage decor, handmade goods and eventually flower pots, marrying my two loves together; vintage and flowers. We do this two times a year as a pop-up shop/event. I loved decorating the barn for the spring and fall seasons. It is a very lovely farm with a live creek running through it, wildlife and a gorgeous view of the sunsets. It was calling me to do more with it. Last year we planted thousands of annual flowers and invited the public to come and see it and feel of the peace and joy that flowers can bring. I have u-pick events weekly from late June to middle of October. We have enjoyed this slice of heaven and feel thankful to work the land and share farm life with others.

*Tickets are \$15 and can be
purchased at the following locations:*

- Andrews Seed Co
- Red Apple Market Place
- FRCC Gift Shop

*“Gardens and flowers have a way
of bringing people together,
drawing them from their homes.”*

— Clare Ansberry

Special Thanks To:

- All of our ticket outlets
- Boon Farm to Fork
- All of our Garden Hosts
- TVCC Foundation Board Members

Thanks for your support of the TVCC
Foundation and the students we serve.

Event will take place rain or shine!

Contact Us

TVCC Foundation

650 College Blvd
Ontario, OR 97914

(541) 881-5585 or 5586
cyasuda@tvcc.cc or
lmeyer@tvcc.cc

Visit us on the web:
www.tvcc.cc/foundation

Foundation
TREASURE VALLEY
COMMUNITY COLLEGE

TVCC IS AN EQUAL OPPORTUNITY EDUCATOR AND EMPLOYER

TVCC FOUNDATION

Outdoor Living & Garden Tour

Saturday

June 18, 2022

10:00 AM - 3:00 PM



Welcome to the Garden Tour

You are invited to tour the gardens in any order that you prefer. The gardens will be open from 10:00 AM to 3:00 PM.

- Bottled water will be available at select gardens.
- Some gardens are not easily accessible to strollers or wheelchairs.

Thank you for your participation in the Garden Tour. All proceeds will benefit TVCC students through the TVCC Foundation.

Ed & Judy George Garden

377 Outlook Drive, Ontario

Welcome to our country cottage garden which offers a touch of rural farm life. Come enjoy our quaint garden and the greenhouse Ed built 8 years ago.

Because Ed enjoys construction most of his gardening ideas focus around building. As for me, I love gardening because it gives me a change to wind down after a long day of work and over the past 12 years, I have been a member of a local garden club. During your visit to our lovely space, you will discover an original rose garden, many edible delights in our vegetable patch, a small cut flower garden tucked away in our grandchildren's play area and a shady retreat where you can sit and rest. We look forward to our visit.

Toby & Kate White Garden

1035 1st Avenue S, Payette

Built in 1890 our property is one of Payette's iconic historic landmarks known as 'The Davidson House' and our garden and landscaping is a vital piece of its rich character and beauty. There are a wide variety of beautiful rose bushes and numerous other flower varieties including iris, gladiolus, hydrangeas, tulips, and carnations to name a few. Our family lovingly refers to our garden as 'the Disneyland yard' in reference to the immaculate upkeep and the many bright colors and plant varieties. The vibrant colors blooming in the garden make for the perfect backdrop to a peaceful family time spent at home- our favorite place to be.

Marty & Jackie Ashby Garden

137 S 12th Street, Payette

Our home was built in 1905. As builders we fell in love with this home from the moment we saw it online. We've always wanted to take an older home and give it some love by respecting the

original build and fixing any issues that it may have absorbed over its history... In the end we hope that we have given it the respect it deserves for still standing after all these years.

Rod & Pam Hemenway -

Lavender Garden

9090 Washoe Road, Payette

Lavender Gardens of Payette became a reality in 2016 after visiting a local lavender festival. The four of us, myself, husband, daughter and son-in-law were sitting around the fire pit that same evening and decided the western end of the valley would enjoy a local festival as much as we did. So, we immediately went online and ordered our first batch of plants and then went on to decide where we were going to plant them. We knew it would take at least three years for our plants to become a nice size for visitors. Needless to say, we were excited to hold our very first festival in 2019. Our garden currently has 5 varieties of plants which include, Grosso (my favorite due to the long stems and arrow like flowers), Melissa (similar to Grosso but lighter in color), Edelweiss (white lavender), Hidcote (small compact plant with deep purple blooms) and the Royal Velvet (dark navy-blue blooms). Not only do we enjoy the plants, we make a large variety of products ranging from edible treats to enjoyable body products. We may be small operation but that doesn't stop us from walking through the garden every day and enjoying the beautiful scents and colors of the lavender. Our future plans include expanding while we continue to share our field, knowledge and many products with our community.

Dewane & Patty Kennington-Rooks Garden

1305 Jessica Avenue, Fruitland

When my daughter Vanessa Christenson took me on a garden tour a number of years ago, I thought what an honor it would be to feature my garden and I am excited to see this dream come true!

Since I was a child, I loved growing things. In 2015, after 40 years on the dairy farm in Ontario, my husband Clinton Kennington and I moved to a 1/3-acre lot in Fruitland with a home and a lawn. Clinton built a garden shed, raised beds, and installed an irrigation system, and I started planting my favorite flowers and trees. It can be described as a cottage garden – “a distinct style that uses informal design, traditional materials, dense plantings, and a mixture of ornamental and

edible plants. English in origin, it depends on grace and charm rather than grandeur and formal structure.” Every year I dig out more lawn and plant more flowers, whether from seeds, plant nurseries, or dug up from friends' yards. There are more than 60 varieties of roses, and many spring bulbs, clematis, daylilies, dahlias and chrysanthemums, and hanging baskets and containers. It is a rewarding challenge to keep everything watered, fed, and trimmed. After Clinton passed away three years ago, I married Dewane Rooks, who carries on the tradition of trying to make the lawn look good (since I neglect that), fixing things, and taking pruned limbs to the dump. I am working on getting everything labeled, because I always want to know what variety of plant I am looking at.

I hope you enjoy the garden as much as I do!

Danny & Tami Little -

Border & Blooms

7701 Elmore Road, Fruitland

We are a new U-Pick flower farm specializing in fresh flowers for bouquets with a unique experience to enjoy the outdoors with your family and friends. We are excited to invite you to Border and Blooms Flower Farm. This beautiful farm was built with love by our family last year. After 32 years of corporate world, I decided to retire and do something I loved and where I could take my Border Collie, Remi, with me every day. That is how Border and Blooms started.

Last year we opened on July 2nd where my dream of having the community gather came alive. Our guests would come to the farm to enjoy an evening of sunset picking, bouquet making, while enjoying food and drinks from local food trucks. We organized so many fun events last year such as Sushi & Sunset pickings, Date Night, Teen Night, Bouquet classes, team events, and paint & sips. Everyone always leaves the farm with a smile on their face and a beautiful bouquet in hand.

We are excited to open on June 30th with a ribbon cutting by the Fruitland Chamber of Commerce. We invite everyone to bring your family and friends out to enjoy the atmosphere of Border and Blooms Flower Farm. Please follow us on Facebook and Instagram for times and events. When you visit the farm our Border Collie, Remi, and I will be there to greet you.

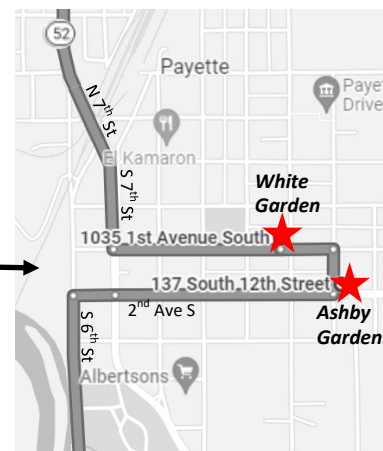
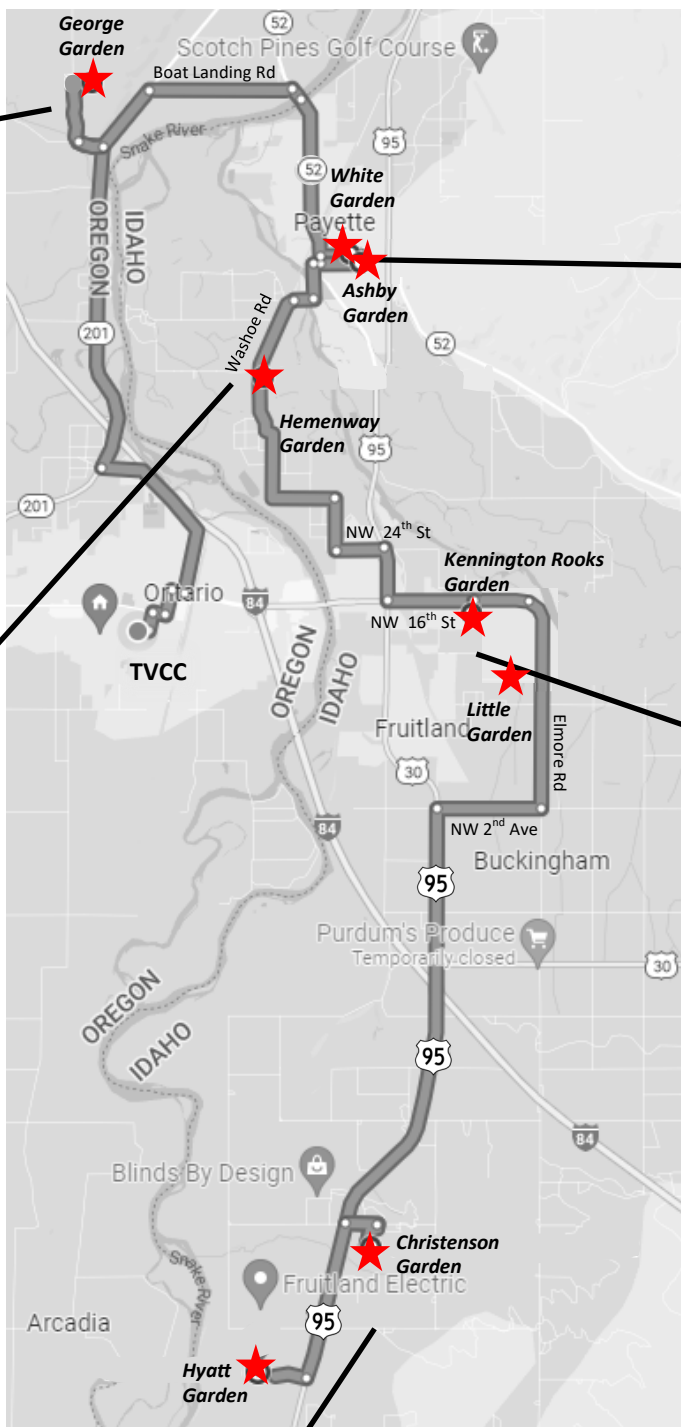
Check out Boon Farm to Fork—they will be at this garden providing breakfast and lunch items to purchase.



Ed & Judy George Garden
377 Outlook Drive, Ontario

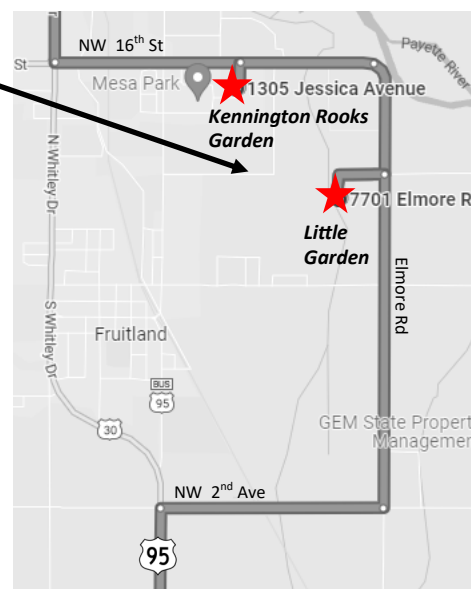


**Rod & Pam Hemenway -
Lavender Garden**
9090 Washoe Road, Payette



Toby & Kate White Garden
1035 1st Avenue S, Payette

Marty & Jackie Ashby Garden
137 S 12th Street, Payette



**Dewane & Patty Kennington-Rooks
Garden**
1305 Jessica Avenue, Fruitland

**Danny & Tami Little -
Border & Blooms**
7701 Elmore Road, Fruitland



**Dr. Mark & Vanessa
Christenson Garden**
4942 Eagle View Court, Fruitland

**Jeff & Lucinda Hyatt -
Potted Porch**
4255 Highway 95, Fruitland/Parma

